






Registering with i-learn

Upon landing on <https://ilearn.gov.in/>, if the student is not registered he/she may click on the LOGIN/REGISTER option. A new registration page will open, where student can sign in or click on Sign Up now

ilearnb2cauth.b2clogin.com/ilearnb2cauth.onmicrosoft.com/B2C_1_ilearn/oauth2/v2.0/authorize?response_type=code&client_id=7ac834cf-d61a-46d2-ab42-27dd...


 Ministry of External Affairs
Government of India


 iLearn
Online Education




Home About Scholarship All Courses FAQs

Login:
Login into iLearn using Facebook, Google, Microsoft or iLearn account.

 Google

 Facebook

 Microsoft

OR

Email Address

Password

[Forgot your password?](#)

OR

Don't have an account? [Sign up now](#)

Upon registering, with email id and phone number, the student can click on the home page and scroll down to view the University options, and click on Browse all Universities.


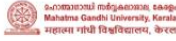


HINDUSTAN ONLINE

CENTRE FOR OPEN AND DIGITAL EDUCATION


CODE

Partner Universities



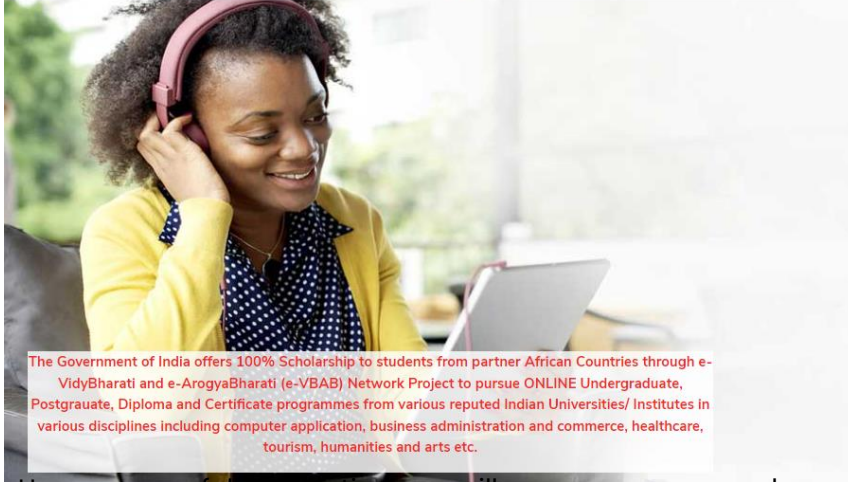
+ Browse All

Upon scrolling down, you can view the logo of **Hindustan Institute of Technology & Science (Deemed to be University)**. You can click on the logo to enter the University page on the iLearn Website.



Click on **Course Catalog**, to view the programs. Select the program of your choice and you will be redirected to the Hindustan Institute of Technology & Science (Deemed to be University) website.

After landing on Hindustan - iLearn page, enter your email address and click on Validate

Enter Email Address * [Validate](#)

I agree to receive information regarding my submitted application by signing up on Hindustan Online - iLearn *

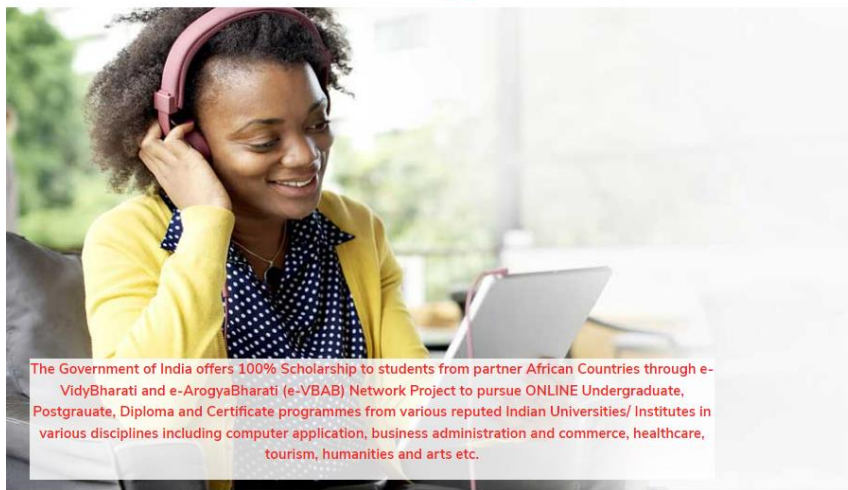
[REGISTER](#)

[RESEND VERIFICATION EMAIL](#)

The Government of India offers 100% Scholarship to students from partner African Countries through e-Vidya Bharati and e-Arogya Bharati (e-VBAB) Network Project to pursue ONLINE Undergraduate, Postgraduate, Diploma and Certificate programmes from various reputed Indian Universities/ Institutes in various disciplines including computer application, business administration and commerce, healthcare, tourism, humanities and arts etc.

Upon successful completion, you will see your name, number and email id.

Select the Program of your choice and click on Register.

Phone Number

+233

Select Course *

Select Specialization *

Enter text as shown

I agree to receive information regarding my submitted application by signing up on Hindustan Online - iLearn *

[REGISTER](#)

[RESEND VERIFICATION EMAIL](#)

The Government of India offers 100% Scholarship to students from partner African Countries through e-Vidya Bharati and e-Arogya Bharati (e-VBAB) Network Project to pursue ONLINE Undergraduate, Postgraduate, Diploma and Certificate programmes from various reputed Indian Universities/ Institutes in various disciplines including computer application, business administration and commerce, healthcare, tourism, humanities and arts etc.





Upon Successful completion, you will receive an email verification mail, in your registered email id and you will be redirected to your application form.

You can start by filling in your personal details and click on **NEXT** to go to the next part.

The screenshot displays a web application form with a progress indicator at the top showing '19% Complete (mandatory fields)'. The form is divided into two main sections: 'Course Details' and 'Personal Information'. The 'Course Details' section includes dropdown menus for 'Course' (set to 'MCA') and 'Specialization' (set to 'Cyber Security And Cloud Computing'). The 'Personal Information' section contains several input fields: 'Title' (dropdown), 'First Name', 'Last Name' (with a note: 'In case you do not have a last name, use dot (.)'), 'Email Address', 'Registered Mobile Number' (with a country code dropdown set to '+233'), 'Alternate Mobile Number' (with a country code dropdown set to '+91'), 'Date of Birth' (DD/MM/YYYY), 'Gender' (dropdown), 'Passport Number', 'Past Nationality' (dropdown), and 'Nationality ID'. At the bottom of the form, there are two buttons: 'SAVE & EXIT' and 'NEXT'. A vertical sidebar on the right side of the form contains the text 'Any Queries? Ask Us'.

You have to provide your passport details as verification and also upload the image of the same in the document upload section.

Upon completing the application form, you will be contacted by the college for further communications.