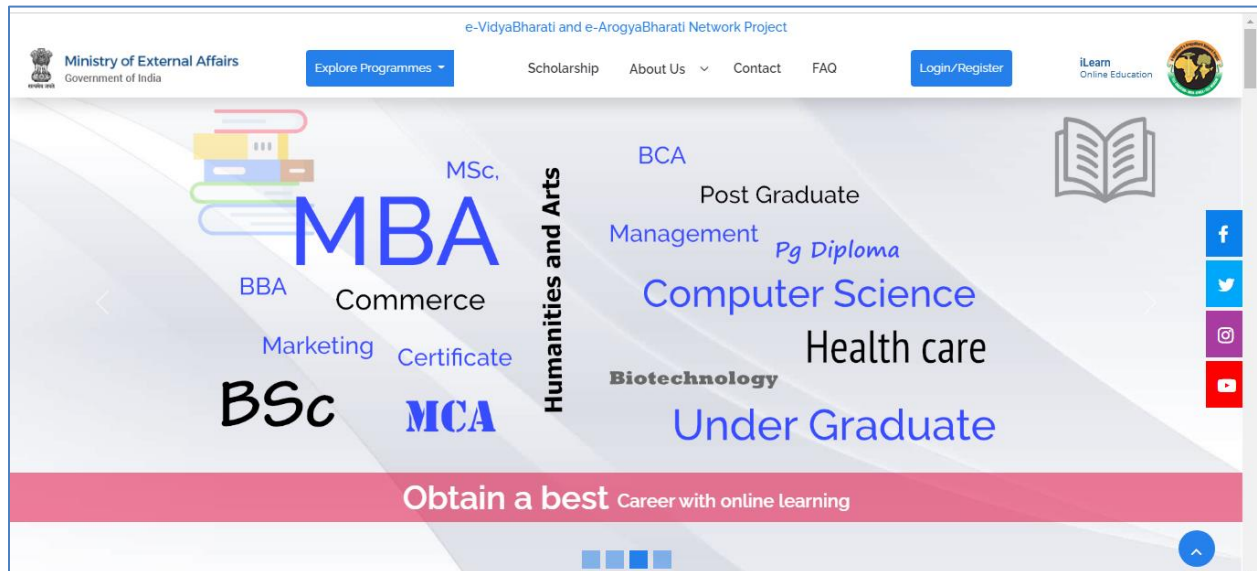
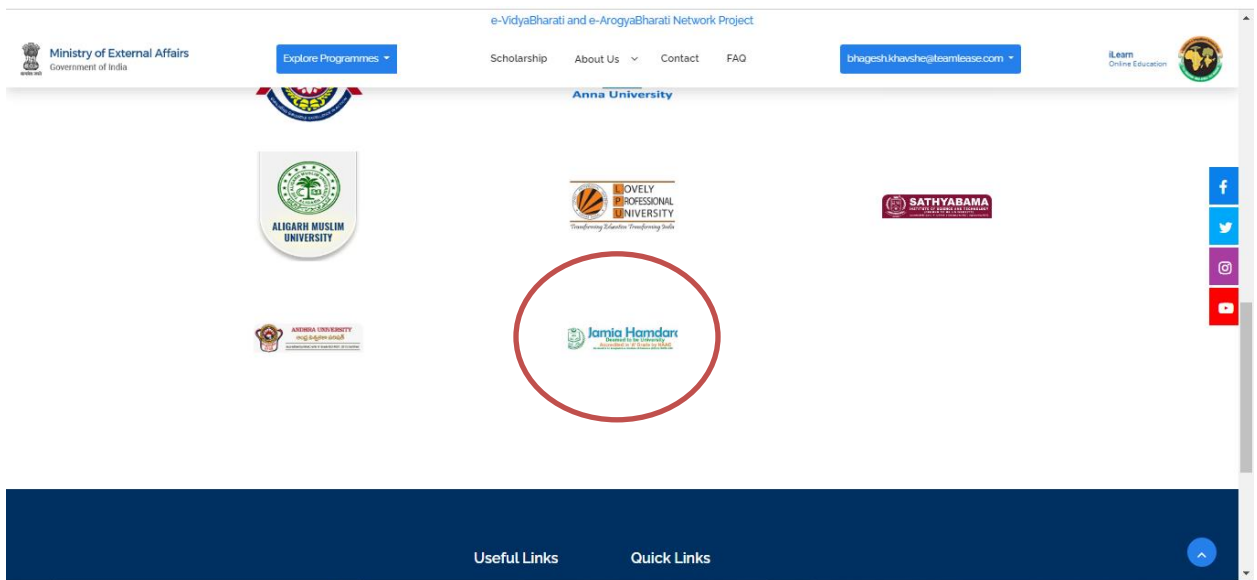


## iLearn Student Registration Process – Jamia Hamdard University

- Please go to website :- <https://ilearn.gov.in/>



- Scroll down to the section of **Partner Universities** & Click on the Jamia Hamdard University logo.



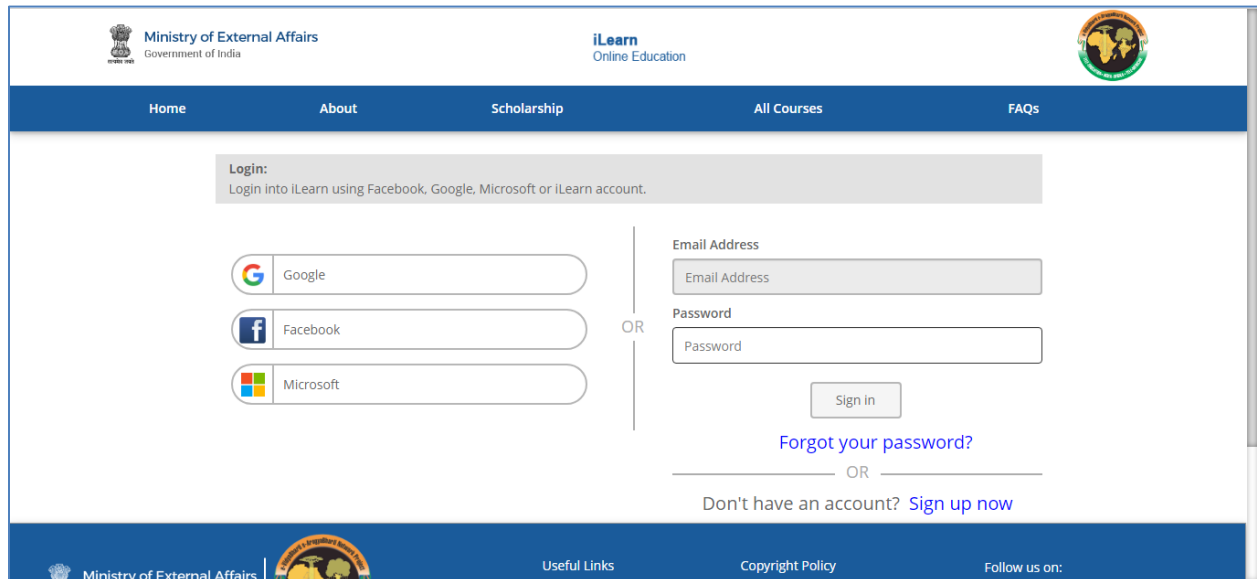
- Once the university page opens click on **View Course Catalog**.

The screenshot shows the Jamia Hamdard University page on the iLearn portal. The header includes the Ministry of External Affairs logo, navigation links like 'Explore Programmes', 'Scholarship', 'About Us', 'Contact', and 'FAQ', and a contact email 'bhagesh.khavshe@teamlease.com'. The main content area features the Jamia Hamdard logo, a 'View course catalog' button, and a detailed history of the university. To the right, statistics are listed: 'No. of Courses : 12', 'NIRF Ranking : 37', and 'NAAC Ranking : A'. A vertical social media sidebar on the right contains icons for Facebook, Twitter, Instagram, and YouTube. The footer contains 'Useful Links' (Terms and Conditions, Privacy Policy) and 'Quick Links' (Home, About), along with a 'Follow us on' section.

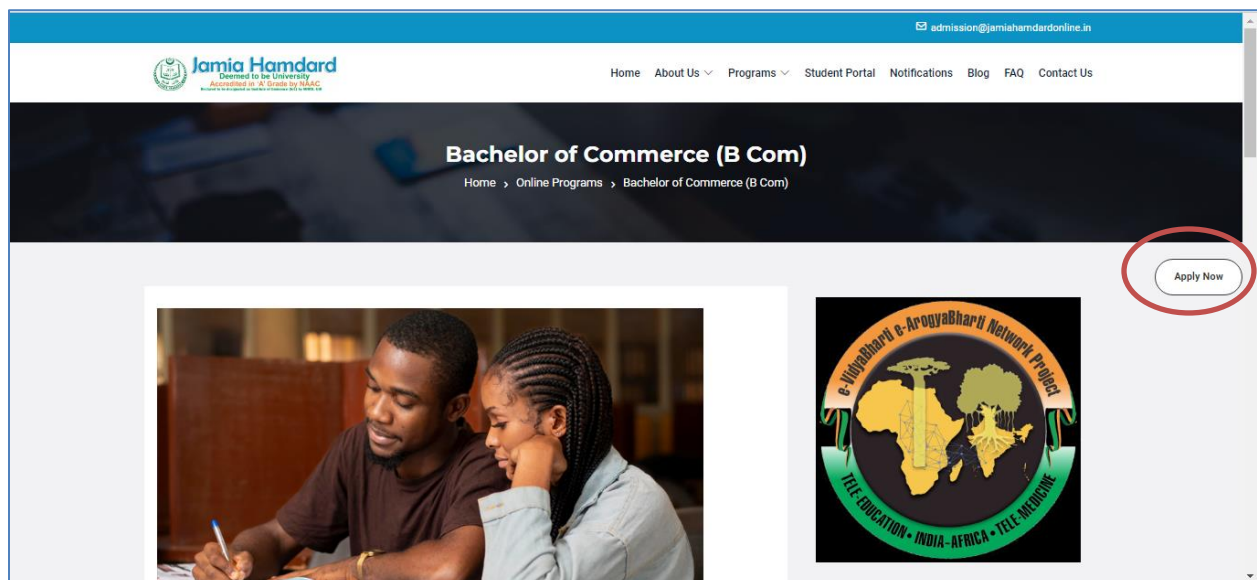
- Click on any the Program which you want to register for.

The screenshot displays the 'Course Catalog' page. It features a search bar, a 'Relevance' dropdown menu, and filter options for 'Course Duration', 'Course Term', 'Partner Institutions', and 'Category'. Two tabs are visible: 'Upcoming (Enrollment Open)' and 'Ongoing (Enrollment Closed)'. Three course cards are shown: 'Bachelor of Commerce (B Com)' with a 3-year duration, 'Bachelor of Business Administration (BBA)' with a 3-year duration, and 'Bachelor of Computer Applications (BCA)' with a 3-year duration. Each card includes a representative image and the university name, 'Jamia Hamdard University'. The page layout is consistent with the previous screenshot, including the header and footer.


- Register yourself into ilearn using the sign Up option or login with your credentials (if already registered).



- Once you log in and click on the course, below page will be displayed. You can view the entire details of the course.



- Click on **Apply now (ilearn)**, You will be taken to the Registration page.



**Jamia Hamdard**  
Mehrauli - Badarpur Rd, near Batra Hospital,Block D,Hamdard Nagar  
Delhi 110062, Tel No. - 01140845859, Website [www.jamiahamdardonline.in](http://www.jamiahamdardonline.in)

---


**CROSS CHECK THE PRE-REQUISITES :**

1. Original Scanned Copy of **Id Proof**(Kindly upload PNG, JPG Or JPEG file with size between 50 KB to 250 KB)
2. Original Scanned Copy of **Passport**(Kindly upload PNG, JPG Or JPEG file with size between 50 KB to 250 KB)
3. Please enable pop-up in your browser

I agree

Next >>

- Fill the first level of information as shown below. Once filled, click on Proceed.



**Jamia Hamdard**  
Mehrauli - Badarpur Rd, near Batra Hospital,Block D,Hamdard Nagar  
Delhi 110062, Tel No. - 01140845859, Website [www.jamiahamdardonline.in](http://www.jamiahamdardonline.in)

---

**Enrollment Information**

Course Category \* : -- Course Category --

Course Interested \* : -- Course --

First Name \* :

Last Name \* :

Date of Birth \* : Month:  Day:  Year:

Mobile No. \* :

Email Id \* :

Proceed

- Below is the Application form which will open up, Fill all the red \* marked details in the form. Also in the email ID field if a Red cross appears then please register yourself on the iLearn portal by clicking on the Red cross. If you are a registered user then a Green tick mark will show up and you can proceed with filling of the application form.



## Jamia Hamdard

Mehrauli - Badarpur Rd, near Batra Hospital, Block D, Hamdard Nagar  
Delhi 110062, Tel No. - 01140845859, Website [www.jamiahamdardonline.in](http://www.jamiahamdardonline.in)

**Enrollment Information**

Code	Direct	*	Unv Enrollment No	
Course	Certificate Course In Advanced Digital M	*	Batch	July-2022-3 Month
Partner Institute	MZU	*		

**Personal Information**

First Name	Vipin	*		
Middle Name		*	NO IMAGE	
Surname	Sharma	*		
Photo	Choose File No file chosen	*	Upload PNG, JPG Or JPEG file with size between 50 KB to 250 KB	
Gender	<input checked="" type="radio"/> Male <input type="radio"/> Female <input type="radio"/> Transgender	*		
Birth Date	05/02/2016	*		
Email Id	test@gmail.com	*		
Local Government Id		*	Mobile No	9004095256
Father/Husband Name		*	Secondary Mobile No	
Location	<input type="radio"/> Rural <input type="radio"/> Urban	*	Mother Name	
		*	Physical Status	<input type="radio"/> Disabled <input type="radio"/> Non-Disabled

If this red cross mark appears then please register yourself first on the iLearn website

- Fill all the details in the application form. Upload all the relevant documents that are displayed.

Country of Residence  \* Past Nationality (Enter ISO2 code, for e.g. GH for Ghana)

National ID

**Communication Information**

**Correspondence Address** **Permanent Address**  Same as Correspondence

Address Line 1  Address Line 1

Address Line 2  Address Line 2

Country  Country

State  Other  State  Other

City  Other  City  Other

Pincode  Pincode

**Upload Document List**

SrNo	Document	
1	Original Scanned Copy of Id Proof (Kindly upload PNG, JPG Or JPEG file with size between 50 KB to 250 KB)	<a href="#">File Upload</a>
2	Original Scanned Copy of Passport (Kindly upload PNG, JPG Or JPEG file with size between 50 KB to 250 KB)	<a href="#">File Upload</a> *
3	Original Scanned Copy of 10th Mark Sheet (Kindly upload PNG, JPG Or JPEG file with size between 50 KB to 250 KB)	<a href="#">File Upload</a> *
4	Original Scanned Copy of 12th Mark Sheet (Kindly upload PNG, JPG Or JPEG file with size between 50 KB to 250 KB)	<a href="#">File Upload</a> *
5	Original Scanned Copy of UG Mark Sheet (Kindly upload PNG, JPG Or JPEG file with size between 50 KB to 250 KB)	<a href="#">File Upload</a>

**Education Detail Section**

- Complete the third part of the admission form and click on submit form button.

to 250 KB)	<a href="#">Upload</a> *
4 Original Scanned Copy of 12th Mark Sheet (Kindly upload PNG, JPG Or JPEG file with size between 50 KB to 250 KB)	<a href="#">File Upload</a> *
5 Original Scanned Copy of UG Mark Sheet (Kindly upload PNG, JPG Or JPEG file with size between 50 KB to 250 KB)	<a href="#">File Upload</a>

**Education Detail Section**

Exam Name  Name of Board/University & School/College  Degree/Passing Certificate No

Date Of Passing(DD/MM/YYYY)  Subject Studied  Result

Marks Obtained  Maximum Marks  Division

Select Highest Qualification **ADD MORE QUALIFICATION**

Exam	Certificate No	Passing Year	Name of Board/University	Subjects	Marks Obtained	Max Marks	Division/Percentage Result	Is Highest
* Atleast One Education Detail is Compulsory								

**Work Experience**

Company Name

Off. Address


Currently Working  Yes  No

Date of Joining  Date of Leaving  **ADD TO LIST**

Company	Address	Currently Working	DOJ	Date of Leaving

**Submit form**

- Once the form is submitted successfully, you will get the acknowledgement on screen as below.



**Jamia Hamdard**  
Mehrauli - Badarpur Rd, near Batra Hospital,Block D,Hamdard Nagar  
Delhi 110062, Tel No. - 01140845859, Website [www.jamiahamdardonline.in](http://www.jamiahamdardonline.in)

---

Your application has been submitted successfully.