

SRM Online- Directorate of Online Education

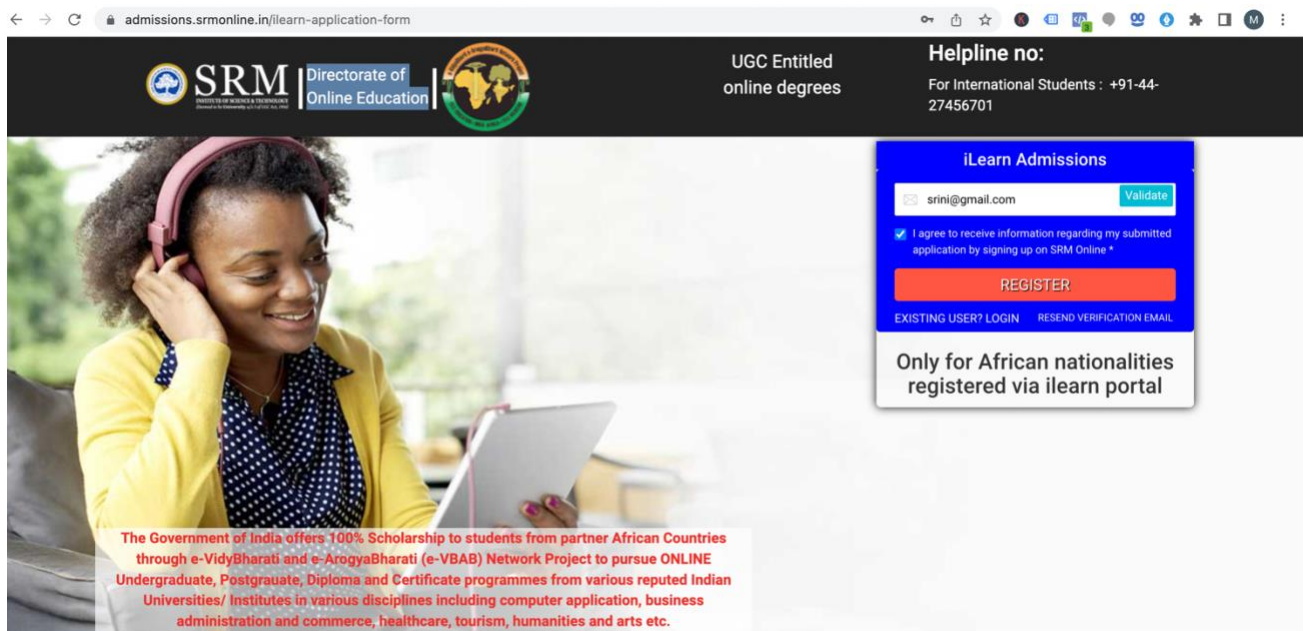
(formerly known as SRM University) ,
SRM Nagar, Kattankulathur,
Chengalpattu District, Tamil Nadu – 603203.

ILearn Application Process:

Steps:

Step 1. Go to the below URL

<https://admissions.srmonline.in/ilearn-application-form>




Step 2. Enter your Email address and click on the Validate button.

Conditions:

- I. If you have already registered on the iLearn portal previously, your mail id will get verified by the system

- II. If you are a new applicant, then you have to register on the I Learn portal first. Once you clicked on the validate button you will get the link to register on the I Learn Website. See below image for the reference:

SRM Online
It seems you havent registered on iLearn. Please click [here to register.](#)



iLearn Admissions

sriini@gmail.com

It seems you havent registered on iLearn. Please click [here to register.](#)

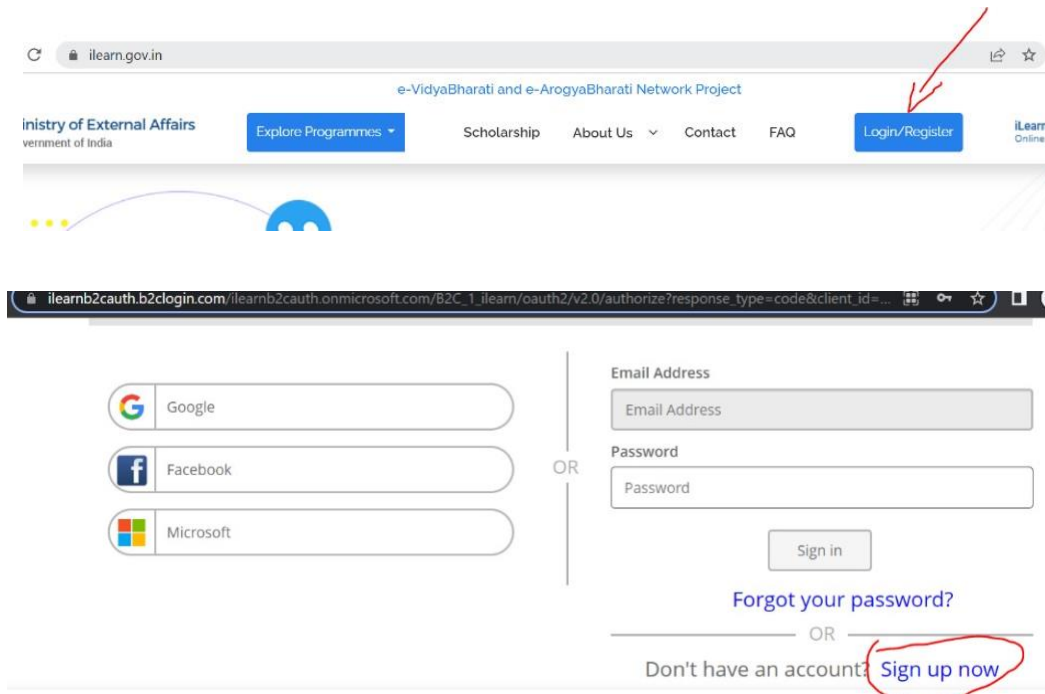
I agree to receive information regarding my submitted application by signing up on SRM Online *

[EXISTING USER? LOGIN](#) [RESEND VERIFICATION EMAIL](#)

Only for African nationalities registered via ilearn portal

The Government of India offers 100% Scholarship to students from partner African Countries through e-VidyBharati and e-ArogyaBharati (e-VBAB) Network Project to pursue ONLINE Undergraduate, Postgraduate, Diploma and Certificate programmes from various reputed Indian Universities/ Institutes in various disciplines including computer application, business administration and commerce, healthcare, tourism, humanities and arts etc.

III. Once you click on the link that will redirect to the I Learn Website. Click on Login/Register and sign up in the iLearn Portal.



IV. Below form will appear. you need to enter your email address and verify the email address with verification code. Proceed with other fields and click on Create button.

Email Address

New Password

Confirm New Password

Display Name

v. On click of create button it will take you to the next page and ask you further details. You need to complete the application form.

Save Profile

Personal Details

First Name *


Last Name *

Mobile Number *

Email *

Country residing in currently *

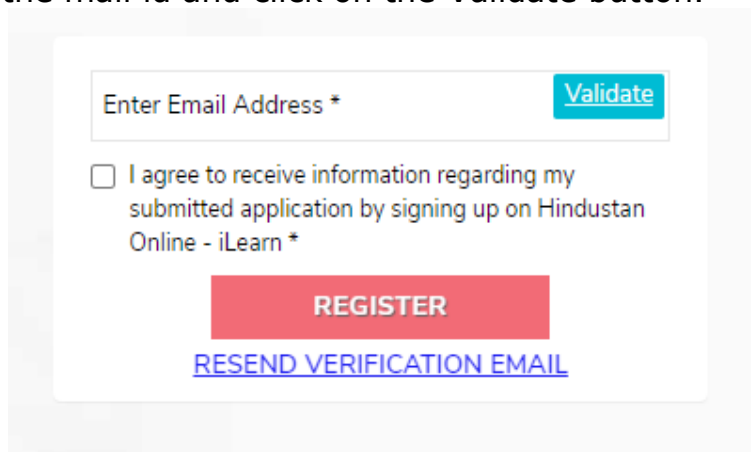
Learning Center *

I'm not a robot  reCAPTCHA
Privacy - Terms

Step 3: After successful registration on iLearn portal, come back to the application URL:

<https://admissions.srmonline.in/ilearn-application-form>

Step 4 : Enter the mail id and click on the Validate button.

A screenshot of a registration form. At the top, there is a text input field labeled "Enter Email Address *" with a blue "Validate" button to its right. Below the input field is a checkbox with the text "I agree to receive information regarding my submitted application by signing up on Hindustan Online - iLearn *". At the bottom of the form, there is a red "REGISTER" button and a blue underlined link that says "RESEND VERIFICATION EMAIL".

Enter Email Address * [Validate](#)

I agree to receive information regarding my submitted application by signing up on Hindustan Online - iLearn *

[REGISTER](#)

[RESEND VERIFICATION EMAIL](#)

Step 5: Once your mail id is validated you will be able to start the application form. Fill the details on the Application form and click on Apply Now button:

Step 6: Complete the Application form and upload your documents on the portal.